



Fare Hubdesk

United Airlines

Avoid Delays with United Airlines Check-In – Act Early

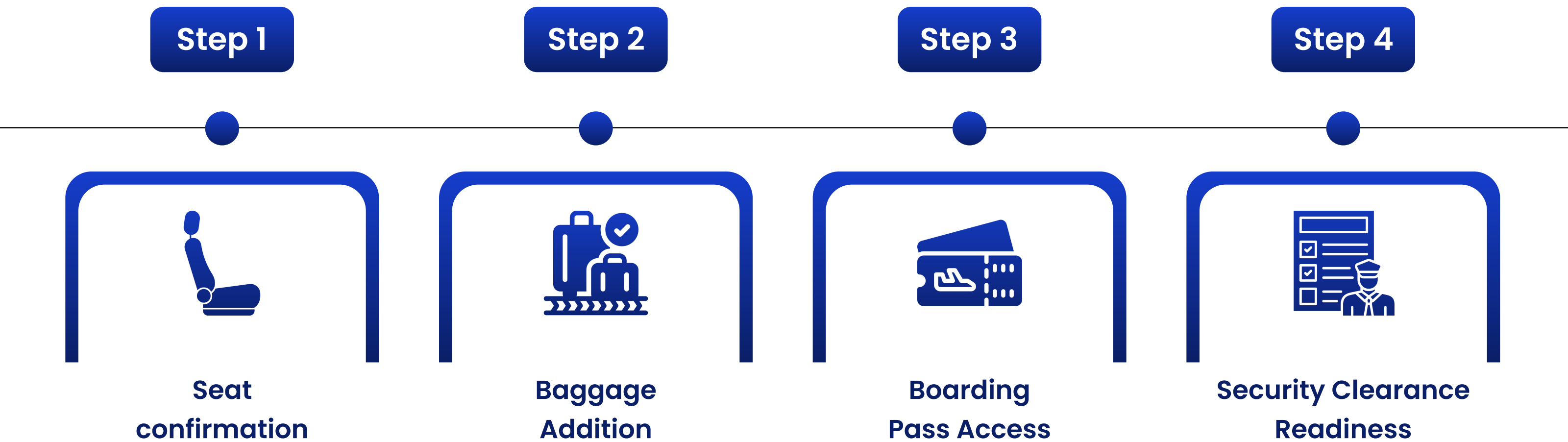
Introduction

Arriving late or missing check-in deadlines can disrupt your entire journey. Completing **United Airlines Check-In** on time helps passengers avoid long airport lines, last-minute stress, and denied boarding. This presentation explains check-in options, deadlines, common mistakes, and smart tips to ensure a smooth travel experience.



What Is United Airlines Check-In?

United Airlines Check-In is the process that allows passengers to confirm their flight, receive a boarding pass, and prepare for boarding. It includes:



United Airlines Check-In Options

Passengers can complete **United Airlines Check-In** using:



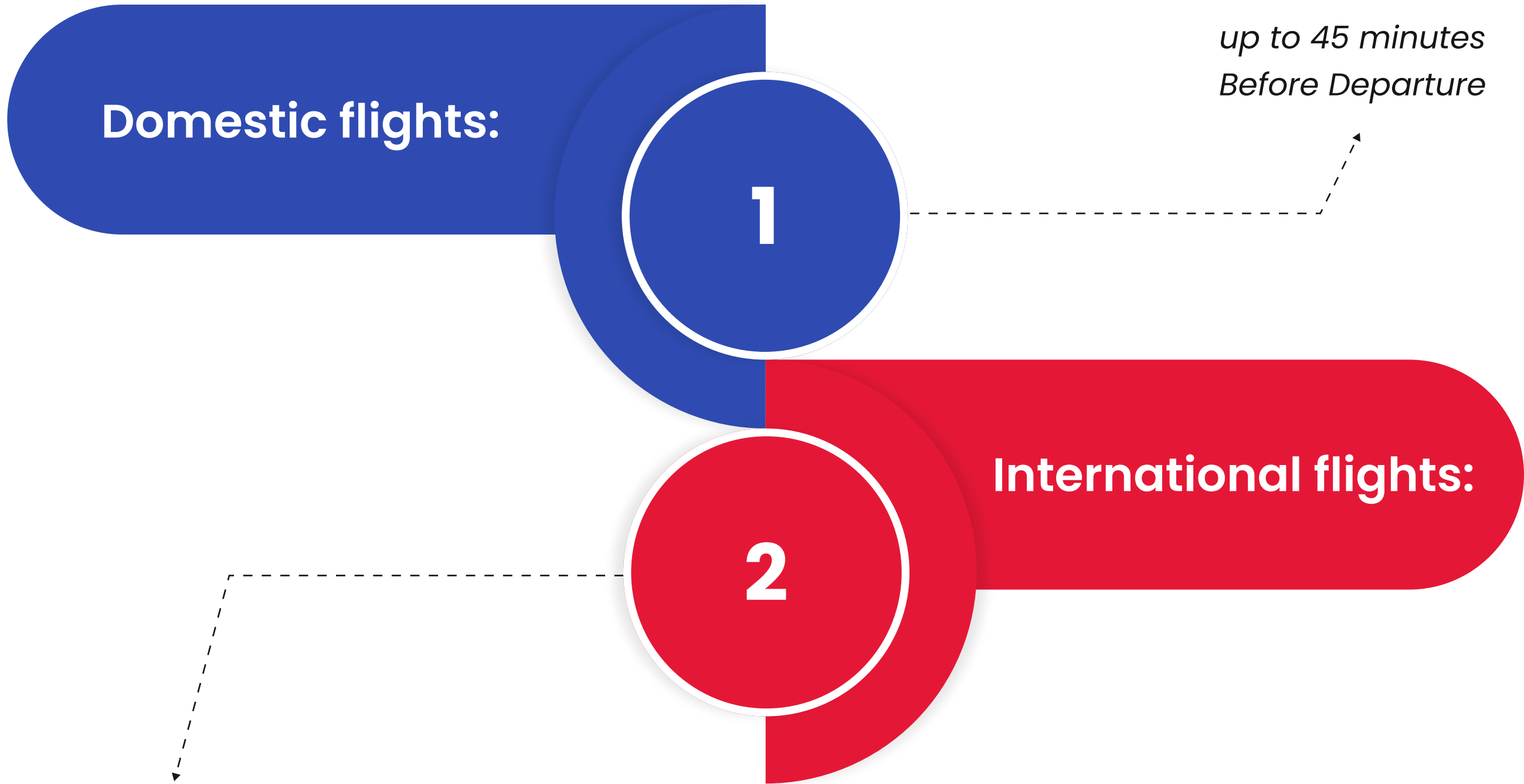
- 1 Online check-in via website
- 2 United mobile app
- 3 Airport self-service kiosks
- 4 Ticket counter assistance

Online check-in usually opens 24 hours before departure.



Check-In Time Limits

Missing **United Airlines Check-In** deadlines may result in denied boarding. Typical cut-off times include:



*Earlier Deadlines
Apply*

Passengers should always arrive early to avoid delays.



Common Check-In Mistakes

To ensure smooth **United Airlines Check-In**, avoid:




Arriving late
at the
airport



Forgetting
travel
documents



Waiting too
long to
check bags



Ignoring
boarding gate
announcements



Tips to Avoid Airport Delays

For hassle-free [United Airlines Check-In](#):



**Check in
Online Early**



**Download
Boarding Pass in
Advance**



**Monitor Flight
Status**




**Arrive Well
Before Boarding
Time**



Conclusion

Completing **United Airlines Check-In** early helps travelers avoid unnecessary delays and ensures a smooth start to their journey. Acting early saves time, reduces stress, and improves the overall travel experience.



Contact Details

Thank You



New York, USA



1-855-547-0830



info@farehubdesk.com

Safe travels & happy savings!